

Community Health Partnership 2016 Profile

- ASIAN AMERICANS FOR COMMUNITY INVOLVEMENT • GARDNER FAMILY HEALTH NETWORK
- INDIAN HEALTH CENTER OF SANTA CLARA VALLEY • MAYVIEW COMMUNITY HEALTH CENTERS
- NORTH EAST MEDICAL SERVICES • PLANNED PARENTHOOD MAR MONTE
- RAVENSWOOD FAMILY HEALTH CENTER • SCHOOL HEALTH CLINICS OF SANTA CLARA COUNTY
- ROTACARE BAY AREA, INC.

Health care
workforce
Readiness

Shape Health
Care Policy

Expand Access To
Health Care

Improve Quality
Of Care

In 2016, CHP Community Health Centers and Clinics served
169,849 patients generating 474,355 Encounters



54% patients are covered by **Medi-Cal**



33% patients are **UN-INSURED**



13% are **Medicare / Private / Other**



53%
WHITE



20%
**ASIAN/
PI**



20%
UNKNOWN



4%
BLACK

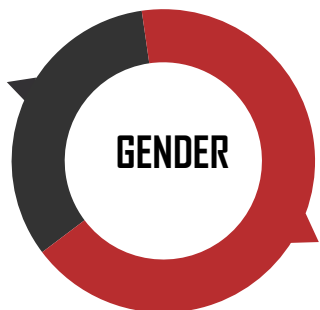


2%
**MULTI-
RACIAL**



1%
**NATIVE
AMERICAN/
ALASKAN**

33%



67%

**CHILDREN
UNDER FIVE**



8%

**CHILDREN AND
YOUTH (5-19)**



23%

ADULTS (20-64)



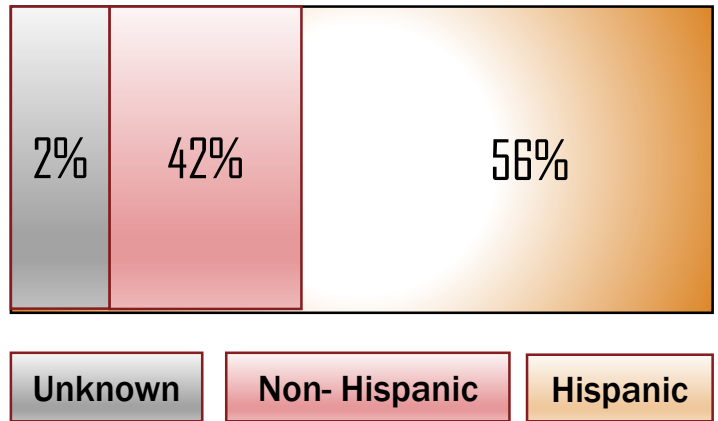
62%

**SENIORS
(>65)**

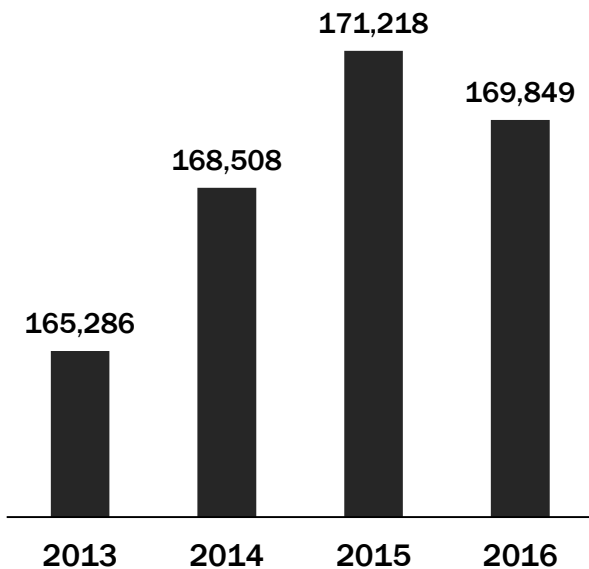


7%

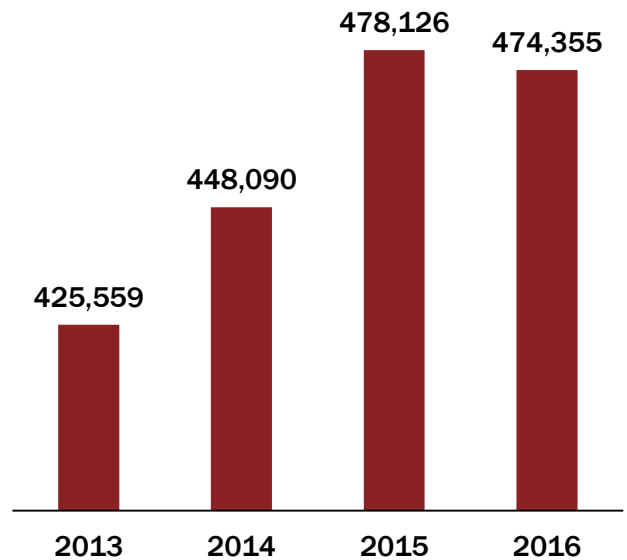
At least **1 out of 2** of CHP patients are being best served in a language other than English



CHP Patients: 2013 to 2016



CHP Encounters: 2013 to 2016



1401 Parkmoor Avenue
Suite 200

San Jose, CA 95126

Phone: 408-556-6605

Fax: 408-556-6617

[f/communityhealthpartnership](https://www.facebook.com/communityhealthpartnership)

www.chpssc.org

