



2011 Profile of Community Health Centers

Santa Clara & San Mateo County

Data Source This profile is based on data from January 1 to December 31, 2011 submitted to the Office of Statewide Health Planning and Development (OSHPD).

Member Community Health Organizations

Asian Americans for Community Involvement
 Gardner Family Health Network
 Indian Health Center of Santa Clara Valley
 Mar Monte Community Clinic
 MayView Community Health Centers
 North East Medical Services

Planned Parenthood Mar Monte
 Ravenswood Family Health Center
 RotaCare Bay Area, Inc.
 San Jose Foothill Family Community Clinic
 School Health Clinics of Santa Clara County

Total Number of Community Health Organizations Reporting – 11 (26 sites)

Total Number of Federally Qualified Health Centers Reporting – 5 (13 sites)

Patient Profile		
Total patients	156,845	
Female	111,587	(71%)
Male	45,258	(29%)
Total patient encounters	428,595	

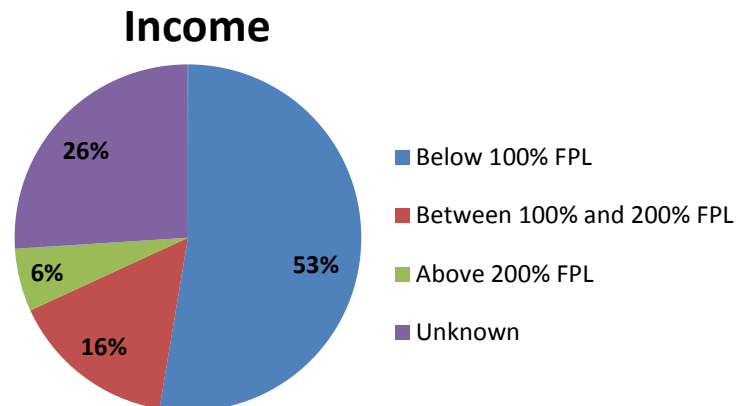
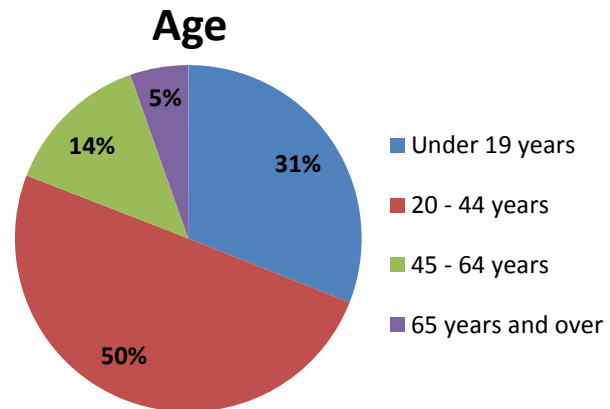
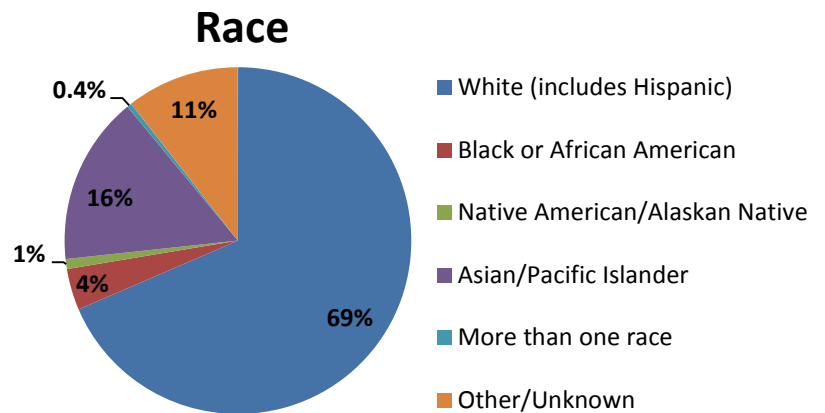
Patients by Race	
White (includes Hispanic)	107,452
Black or African American	6,047
Native American/Alaskan Native	1,475
Asian/Pacific Islander	24,629
More than one race	696
Other/Unknown	16,546

Note: 59% of patients are Hispanic.

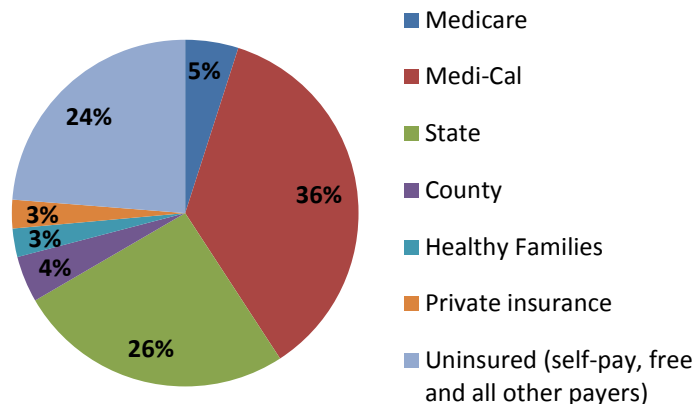
Patients by Age	
Under 19 years	48,640
20 - 44 years	78,274
45 - 64 years	21,402
65 years and over	8,529

Patients by Income	
Below 100% FPL	82,534
Between 100% and 200% FPL	24,325
Above 200% FPL	9,169
Unknown	40,817

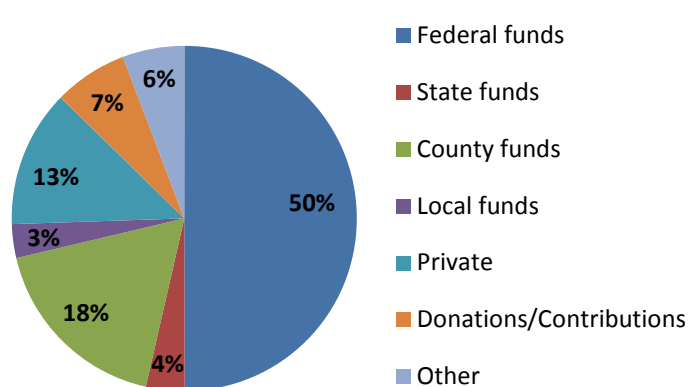
Note: Income reported as a percentage of the federal poverty level (FPL).



Encounters by Payment Source



Other Operating Revenue



Encounters and Revenue by Payment Source

Payment Source	Encounters	Net Patient Revenue
Medi-Cal Managed Care	77,169	\$11,967,869
Medi-Cal	76,513	\$13,984,377
Self-pay/Sliding fee	68,580	\$3,787,739
Free	28,457	\$0
Medicare	20,589	\$2,751,447
County Indigent/CMSP/MISP	16,427	\$2,955,491
Healthy Families	11,396	\$1,213,414
Private insurance	11,355	\$1,465,394
All other payers	4,821	\$639,295
Other county programs	2,110	\$954,434
Medicare Managed Care	613	\$112,692
Episodic Programs		
Family PACT	96,911	\$15,209,369
CHDP	10,215	\$1,436,956
Breast Cancer	3,439	\$192,098
Total	428,595	\$56,670,575

Top 10 Encounters by Principal Diagnosis

Factors influencing health status	110,612
Family planning	97,273
Dental	33,702
Endocrine system	27,949
Symptoms, signs and ill-defined conditions	23,541
Nervous system	21,776
Circulatory system	20,067
Respiratory system	18,123
Musculoskeletal system	10,479
Genitourinary system	9,903

Other Operating Revenue

Federal funds	\$11,881,703
State funds	\$858,895
County funds	\$4,215,414
Local funds	\$752,686
Private funds	\$3,059,854
Donations/Contributions	\$1,636,706
Other	\$1,377,083
Total	\$23,782,341

TOTAL OPERATING REVENUE

\$80,452,916



100 N. Winchester Blvd
Suite 250
Santa Clara, CA 95050

Phone: 408-556-6605
Fax: 408-556-6617

Website: www.chpscc.org
Follow Us: [www.twitter.com/CHPartnership](https://twitter.com/CHPartnership)
Like Us: [http://www.facebook.com/communityhealthpartnership](https://www.facebook.com/communityhealthpartnership)