

2010 Profile of Community Health Centers

Santa Clara & San Mateo County

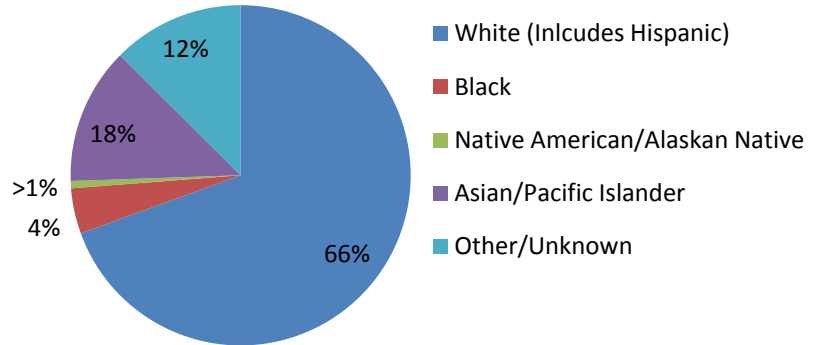
Partnership Member Clinic Networks

Asian Americans for Community Involvement
 Gardner Family Health Network
 Indian Health Center of Santa Clara Valley
 Mar Monte Community Clinic
 MayView Community Health Centers
 North East Medical Services

Planned Parenthood Mar Monte
 Ravenswood Family Health Center
 RotaCare Bay Area, Inc.
 San Jose Foothill Family Community Clinic
 School Health Clinics of Santa Clara County

Total Number of Community Health Organizations – 11 (31 sites)
Federally Qualified Health Centers – 6 (16 sites)

Race **58% of Patients self identify Hispanic*



Patient Profile

Total of Patients	144,659
Female	101,965 (70%)
Male	42,694 (30%)
Patient Encounters	417,051

Patient by Race

White	99,550
Black	5,901
Native American/Alaskan Native	1,131
Asian/Pacific Islanders	21,407
More than one	540
Unknown	16,132

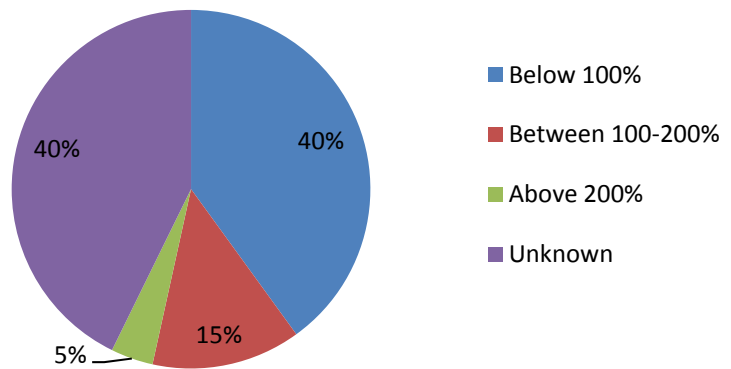
Patient Income

% of Federal Poverty Level

Below 100%	57,941
100 – 200%	22,407
Above 200%	7,187
Unknown	57,124

Income

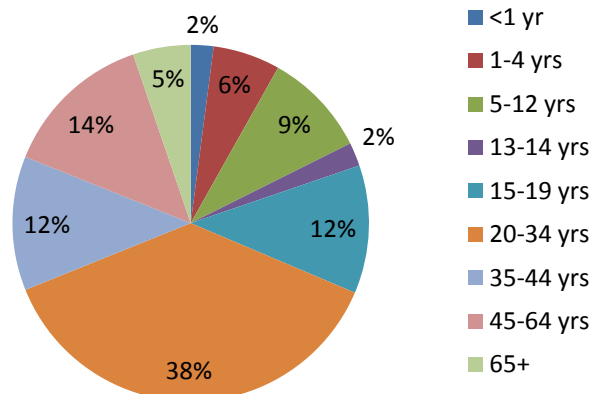
% of Federal Poverty Level



Patient by Age

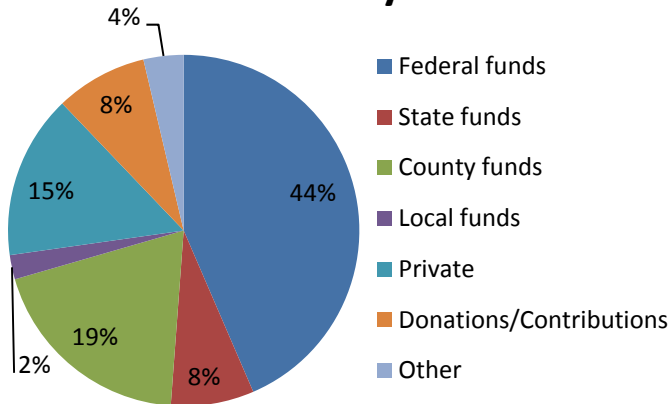
Under 1 yr	2,658
1-4 yrs	8,696
5-12 yrs	12,532
13- 14 yrs	3,069
15-19 yrs	17,719
20-34 yrs	55,146
35-44 yrs	16,833
45 -64 yrs	19,644
65 + yrs	7,729

Age

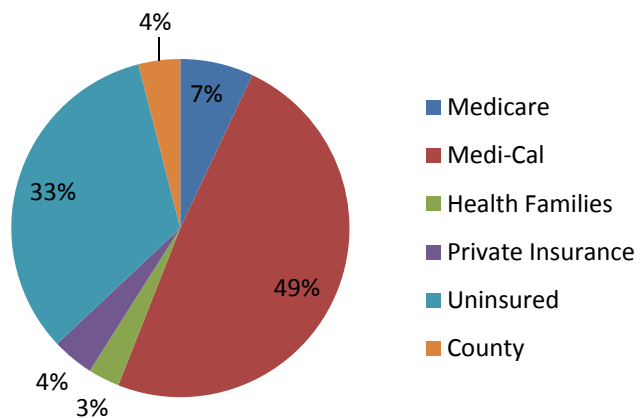


2010 Profile of Community Health Centers

Revenue by Fund



Encounters by Payer Source



Revenue Source

Program	Encounters	Net Patient Revenue
Medicare	19,810	\$2,972,010
Medicare Managed	412	\$46,103
Medi-Cal	74,558	\$12,586,479
Medi-Cal Managed	72,254	\$11,775,889
County/CMSP/MISP	12,354	\$2,238,348
Healthy Families	10,042	\$1,454,515
Private Insurance	11,739	\$1,777,478
Self Pay/Sliding Fee	65,129	\$8,712,730
FREE	34,996	\$2,639,412
Episodic Programs		
Breast Cancer*	2,356	\$265,356
CHDP*	9,424	\$1,789,405
EAPC*	2,112	\$295,029
Family PACT*	92,730	\$14,899,272

*Patient counts for episodic programs may be duplicated.

Top 5 Encounters by Diagnosis

Endocrine	27,255
Circulatory	19,857
Respiratory	19,762
Child Preventative Services	18,813
Nervous System	17,588

Contracts / Grants / Donations

Federal Funds	\$12,417,034
State Funds	\$1,086,145
County Funds	\$3,791,045
Local Funds	\$923,828
Private Funds	\$4,340,920
Donations/Contributions	\$2,166,549
Other	\$1,398,445
Total Other Revenue	\$24,523,813

TOTAL OPERATING REVENUE:

\$72,186,279



100 N. Winchester Blvd
Suite 250
Santa Clara, CA 95050

Phone: 408-556-6605
Fax: 408-556-6617

Website: www.chpscc.org

Follow Us: [www.twitter.com/CHPartnership](https://twitter.com/CHPartnership)

Like Us: <http://www.facebook.com/communityhealthpartnership>

* Data Source: CY2010 Office of Statewide Health Planning and Development